













## PHA200RC 5979

-  PHA series
-  200Tm
-  Custom design
-  800x800mm plates
-  Opening 800mm
-  Stroke 600mm
-  Approximation speed 300mm/s.
-  Work speed 35mm/s.
-  Recoil speed 350mm/s.
-  PLC & HMI 7" control
-  Hydraulic cushion 100Tm.
-  Cushion plate 600x600mm



### Features

|                            |         |
|----------------------------|---------|
| Power (tons)               | 200     |
| Stroke (mm)                | 600     |
| No. columns                | 4       |
| Columns Ø (mm)             | 120     |
| Lower and upper plate (mm) | 800x800 |
| Maximum opening (mm)       | 800     |
| Engine power (HP)          | 40      |
| Height (mm.)               | 3400    |
| Width (mm.)                | 2000    |
| Depth (mm.)                | 2000    |
| Weight (Kg.)               | 8500    |